

DS-1293ZJ

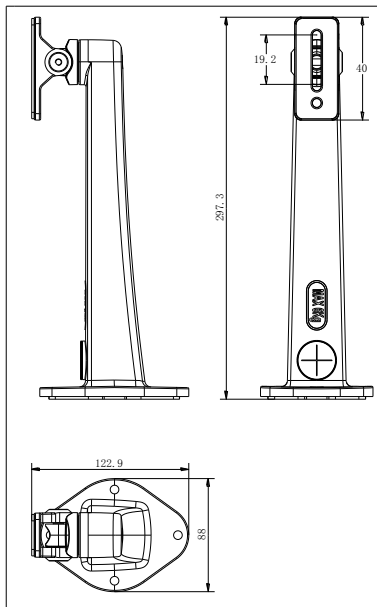
Indoor/Outdoor Wall Mount Bracket



Features:

- Aluminum alloy material with surface spray treatment
- The bracket has built-in outlet hole
- Camera soleplate has sponge mat
- Camera soleplate is rotatable

Dimension:



Order Model:

DS-1293ZJ

Parameter:

Model	DS-1293ZJ
Parameters	Wall Mount Bracket for Box Camera
Appearance	Hikvision White
Application	For box, bullet and zoom camera
Material	Aluminum alloy
Angle adjustment	Pan: 360°, Tilt: -45° ~ 45°
Dimension	88×116.6×297.3mm
Weight	473g
Accessories	DS-1275ZJ(Vertical Pole mount bracket)

Notice:

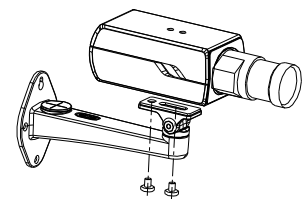
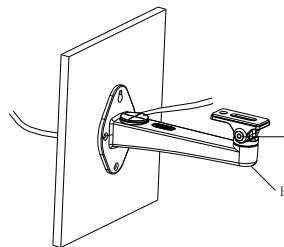
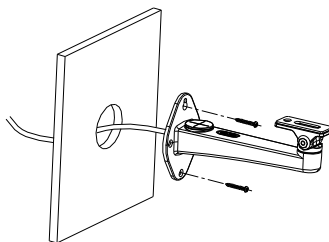
- Notice the color of bracket.
- The bracket should be installed on flat wall.
- The diameter of outlet hole must be less than 6.5mm.
- The wall must be capable of supporting over 3 times as much as the total weight of the camera and the mount.
- The maximum load capacity of the bracket is 6KG.

Installation Step:

① Choose the proper wall

② Complete bracket installation, threading, adjust direction of pedestal

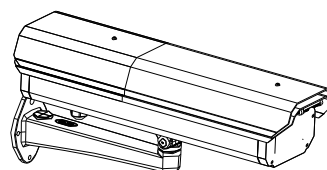
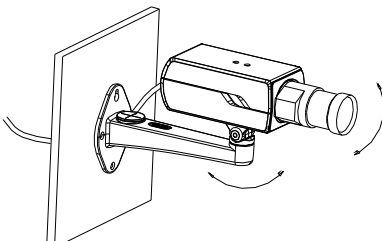
③ Fix camera on the soleplate



Note: A is tilt adjustment screw, B is pan adjustment screw.

④ Wiring, adjust the screws to adjust the camera's direction.

⑤ This bracket can be used with housing.



Note: The box dome camera may vary from the picture above.