



DESCRIPTION

- Field terminated RJ45 connector
- Termination of unshielded cable (UTP)
- Termination of shielded cable (STP)
- Approved for solid and stranded wire AWG 23 to AWG 26
- Optional visual colour coding clip

030.6114

SCOPE OF SUPPLY

- Plug FM45 Cat.5e
- Plastic housing with nut
- Copper foil
- Installation instructions

TENDER

Field-terminated RJ45 plug connector, shielded and unshielded, Cat.5e 8-pole, terminated in IDC technology, suitable for solid or stranded wires, 2- to 8-wire conductors of diameter AWG 23 to AWG 26 (AWG 23/7 - 26/7), housing IP20, for cable diameters of 4.5mm to 8.0mm, coding in acc. with TIA 568A/B.

TECHNICAL DATA

DESCRIPTION	VALUE / VALUE RANGE
Wire type	Wire or stranded wire
Conductor Construction	AWG 23 - 26
Wire diameter	Wire: 0.4 - 0.54mm (0.64mm depending on cable construction) Stranded wire: 0.12mm ² - 0.32mm ²
Number of wires	8
Cable overall diameter	4.5 - 8.0 mm
Shield jacket material	Brass (CuZn) hot-dip galvanized, 3µm
Pollution Degree	2 according to IEC 61010-1
Dust Protection	No
Wiring diagram	T568A and T568B
Colour Coding	Yes, optional
Contact material	Bronze (CuSn6)
Contact Surface	>1.2µm gold over 1.2µm nickel
Re-termination	4 according IEC 60352-4 Re-terminations may be performed with wire of either larger or equal size than originally terminated.
UL Classification	UL94-V0
Standard	PoE (IEEE 802.3af), PoEP (IEEE 802.3at), 4Ppoe (IEEE 802.3bt) EN 50173 ISO/IEC 11801

IEC 60603-7-2/3
ANSI/TIA-568.2
IEC 60512-00-001/002

Approved wire diameter with insulation

1.6 mm / 0.063 in

MECHANICAL DATA

DESCRIPTION	VALUE / VALUE RANGE
Dimensions	59.0 mm x 14.0 mm x 14.6 mm / 2.323 in x 0.551 in x 0.575 in (W x H x D)
Design	straight
Color	Plug: transparent Housing: traffic gray (RAL 7042)
Connection Type	IDC according IEC 60352-4*, tin-plated, approx. 5µm*Re-terminations may be performed with wire of either larger or equal size than originally terminated.
Mating Cycles	> 750
Material	Polycarbonate (plug) polyamide (housing)







ELECTRICAL DATA



DESCRIPTION	VALUE / VALUE RANGE
Nominal Current	1.55A @20°C
Input-Output Resistance	< 100 m
Insulation Resistance	> 1G (100V)
Contact Resistance	Wire - IDC < 1m Stranded wire - IDC < 5m Signal contact - screen < 20m
Dielectric Strength	Contact - contact >1000VDC Shield - contact >1500VDC, 1min.

ENVIRONMENTAL DATA

DESCRIPTION	VALUE / VALUE RANGE
Operation temperature	-20 °C to +70 °C / -4 °F to +158 °F

ACCESSORIES

Type	Picture	Description	Article	E-Number
Optional accessories		Clip Security Level 1 FM45 Plug IP20 ant R311561	R311561	966705015
Optional accessories		Clip Security Level 1 FM45 Plug IP20 bro R311569	R311569	966705025
Optional accessories		Clip Security Level 1 FM45 Plug IP20 gra R311570	R311570	966705035
Optional accessories		Clip Security Level 1 FM45 Plug IP20 red R311571	R311571	966705045
Optional accessories		Clip Security Level 1 FM45 Plug IP20 vio R311575	R311575	966705055
Optional accessories		Clip Security Level 1 FM45 Plug IP20 gre R311577	R311577	966705065

Type	Picture	Description	Article	E-Number
Optional accessories		Clip Security Level 1 FM45 Plug IP20 yel	R311579	966705075
Optional accessories		Clip Security Level 1 FM45 Plug IP20 blu	R311580	966705085