

# Symmetrical Horn TP Antenna Gen2

## HORN ANTENNA WITH TWISTPORT™ CONNECTOR

Symmetrical Horn Antennas have a symmetrical beam pattern with no sidelobes. They offer excellent noise rejection and supreme scalability options. They are perfect for high-density AP clusters and dense radio co-location.

Symmetrical Horn TP Antennas Gen2 feature our industry-changing TwistPort™ connector, a patent-pending quick-locking waveguide port. TwistPort™ is virtually lossless and revolutionary easy to use.

Symmetrical Horn TP Antennas Gen2 feature multiple improvements on RF performance and industrial design, incl. optically lighter antenna body and significantly improved antenna bracket. Radome is made of more resistant material and the whole range of Gen2 antennas only uses two different radome sizes.



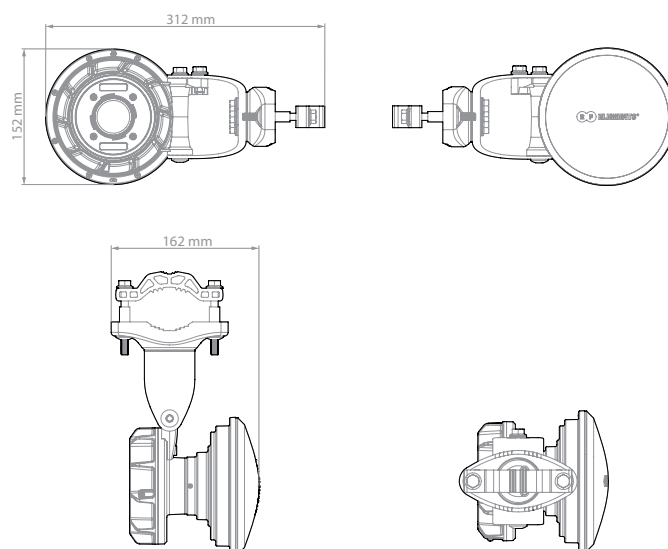
### TECHNICAL DATA

Antenna Connection	TwistPort™ - Quick Locking Waveguide Port
Antenna Type	Horn
Materials	UV Resistant ABS Plastic, Polycarbonate, Polypropylene, Aluminium, Stainless Steel
Enviromental	IP55
Flame Rating	UL 94 HB
Pole Mounting Diameter	30-90 mm
Temperature	-30°C to +55°C (-22°F to +131°F)
Wind Survival	160 km/hour
Wind Loading	22 N at 160 km/hour
Mechanical Tilt	± 25°
Weight	1.4 Kg / 3.0 lbs – single unit 2.2 Kg / 4.8 lbs – single unit incl. package 23.3 Kg / 51.4 lbs – carton (10 units)
Single Unit	Retail Box: 30.5 x 23.9 x 18.3 cm
10 Units	Carton Box: 94 x 51 x 33.5 cm

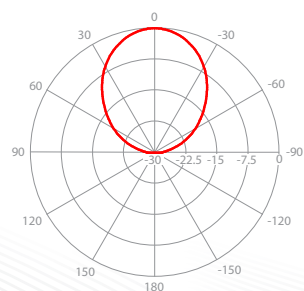
### PERFORMANCE

Frequency Range	5180 - 6400 MHz
Gain	13.2 dBi
Azimuth Beam Width -3 dB	H 41° / V 41°
Elevation Beam Width -3 dB	H 41° / V 41°
Azimuth Beam Width -6 dB	H 60° / V 60°
Elevation Beam Width -6 dB	H 60° / V 60°
Front-to-Back Ratio	32 dB

### PRODUCT DIMENSIONS

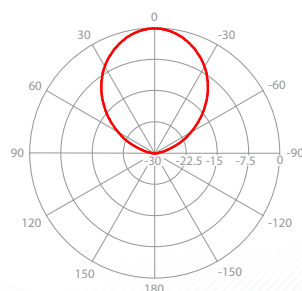


### AZIMUTH PATTERN



V/H - Port Pattern Azimuth 5.6 GHz

### ELEVATION PATTERN



V/H - Port Pattern Elevation 5.6 GHz

### GAIN

