

Omada

Business Cloud SDN Solution

Omada EAP - Business Wi-Fi Series:

EAP660 HD / EAP620 HD / EAP265 HD / EAP245 / EAP225 / EAP115 / EAP110 /
EAP235-Wall / EAP230-Wall / EAP225-Wall / EAP115-Wall /
EAP225-Outdoor / EAP110-Outdoor



Omada SDN Controller



EAP660 HD
EAP620 HD



EAP265 HD
EAP245 / EAP225
EAP115 / EAP110



EAP225-Outdoor
EAP110-Outdoor








EAP230-Wall
EAP115-Wall



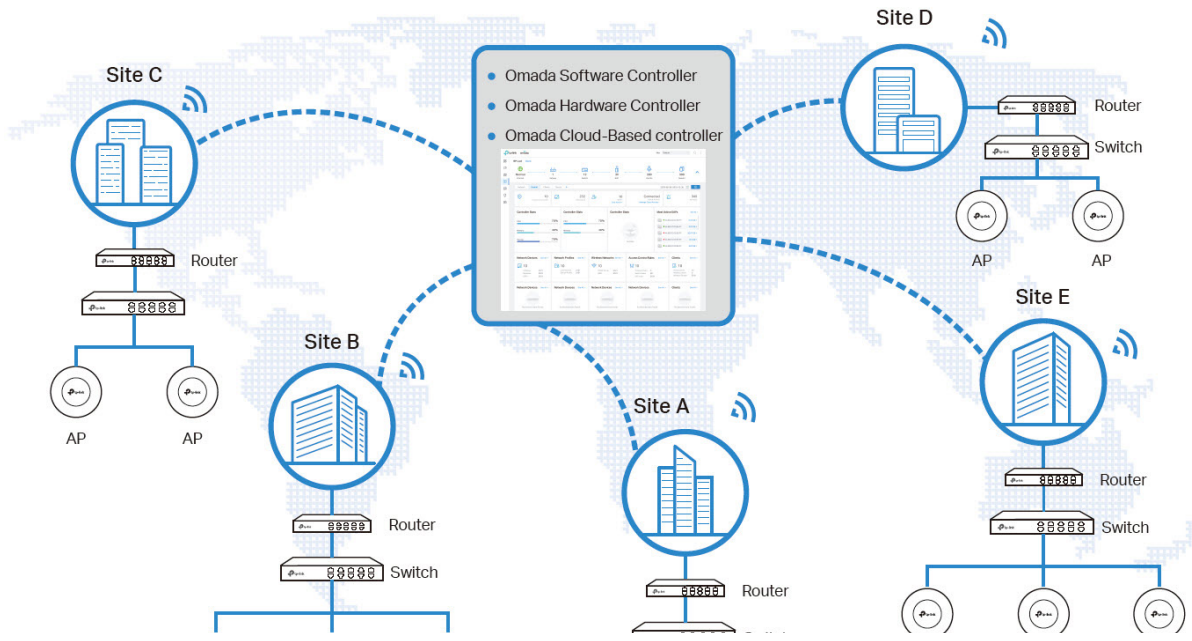
EAP235-Wall
EAP225-Wall

Omada Solution

				
Hospitality	Education	Retail	Office	Catering
High Quality and Full Coverage Wi-Fi	High-Density Wi-Fi	Social Marketing for O2O	Wireless and Wired Connections	Full Wi-Fi Coverage in High-Density Environment

Software Defined Networking (SDN) with Cloud Access

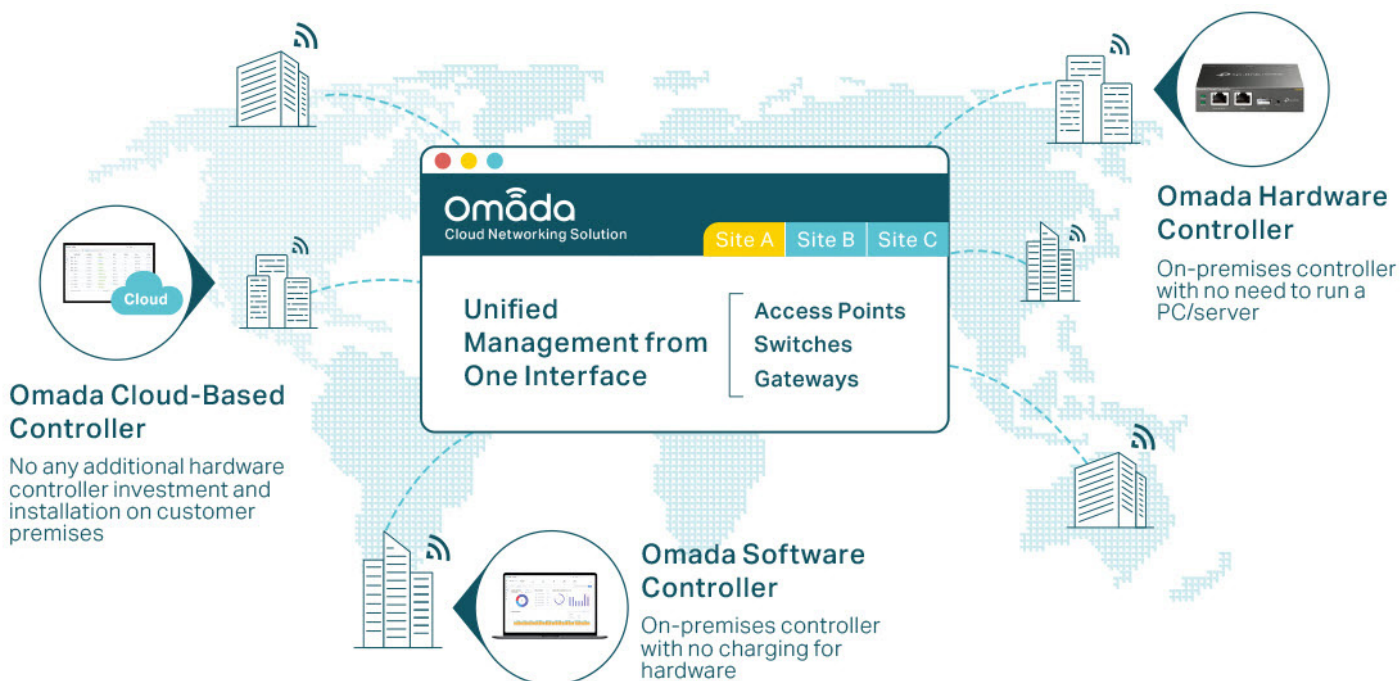
Omada Software Defined Networking (SDN) platform integrates network devices, including access points, switches and gateways, providing 100% centralized cloud management. Omada creates a highly scalable network—all controlled from a single interface. Seamless wireless and wired connections are provided, ideal for use in hospitality, education, retail, offices, and more.



		
Higher Efficiency	Higher Security	Higher Reliability
 Centralized Cloud Management  Zero-Touch Provisioning  AI-Driven Technology  Auto Channel Selection and Power Adjustment  Multi-Tenant Privilege Assignment  Easy and Intelligent Monitoring	 Separate Management and User Data  Abundant Security Functions	 99.99% SLA Availability  Reliable Connections with High-Density Clients

Hassle-Free Centralized Cloud Management

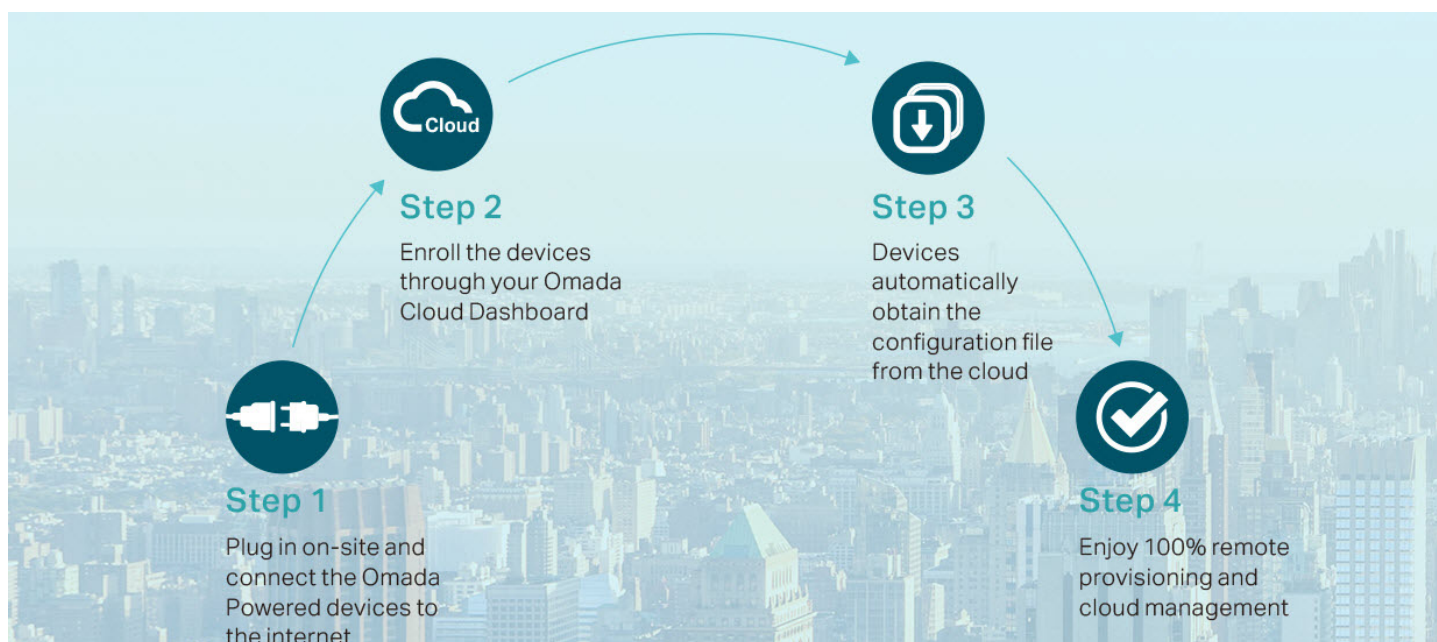
100% centralized cloud management of the whole network from different sites—all controlled from a single interface anywhere, anytime.



- ✓ No additional training needed
- ✓ Unlimited scalability
- ✓ Batch management
- ✓ Devices still work even when not connected to the Cloud

Zero-Touch Provisioning for Efficient Deployment¹

Omada zero-touch provisioning allows remotely deployment and configuration of multi-site networks, so there's no need to send out an engineer for on-site configuration. The Omada Cloud ensures efficient deployment with lower costs.



1. Zero-Touch Provisioning is supported when using Omada-Cloud Based Controller

AI-Driven Technology for Stronger Performance and Easy Network Maintenance

Intelligent Network Analysis, Warning, and Optimization*

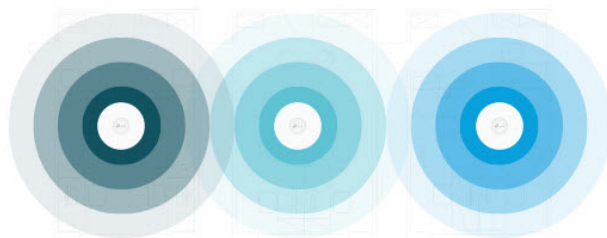
- ▶ Analyzes potential network problems and sends optimization suggestions for higher network efficiency
- ▶ Locates network faults, warns and notify users, and generates solutions to reduce network risk



*Intelligent Network Analysis, Warning, and Optimization are being developed and are scheduled to be released in 2020

Auto Channel Selection and Power Adjustment

Provides powerful wireless performance while greatly reducing Wi-Fi interference by automatically adjusting the channel settings and transmission power levels of neighboring APs in the same network.



● Channel 1 ● Channel 11 ● Channel 6

Assign Different Management Roles

Multi-user privilege assignment is available to increase management efficiency and security. Multi-person management, multi-level permissions, and the ability to add admins as needed, enable flexible network operation and maintenance.

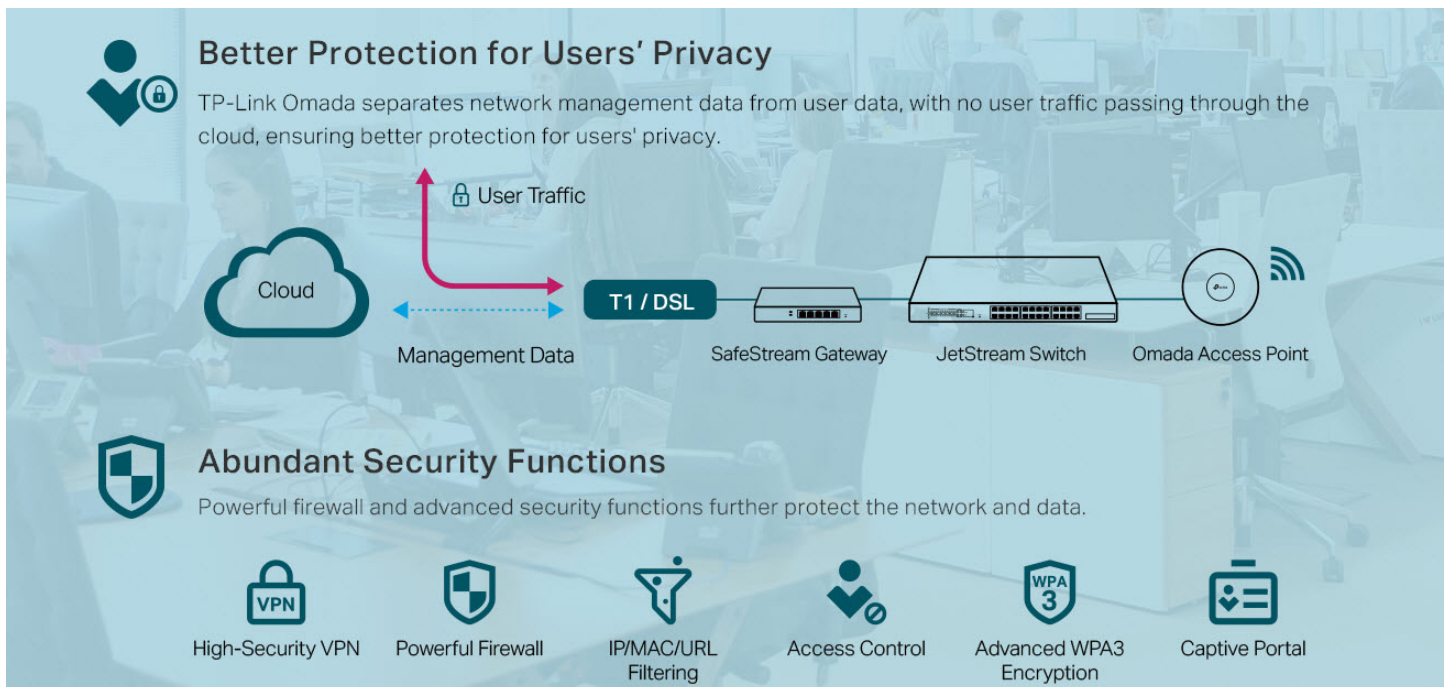


Easy and Intelligent Network Monitoring

The easy-to-use dashboard makes it easy to see your real-time network status; check network usage and traffic distribution; receive network condition logs, abnormal event warnings, and notifications; or even track key data for better business results. Network topology helps IP admins quickly see and troubleshoot connection at a glance.



Comprehensive Protection for the Whole Network




Multiple Factors Guarantee Higher Reliability

Higher reliability of cloud service is guaranteed with 99.99% SLA availability, 24/7 automated fault detection, geographically isolated backup servers, and reliable product quality. Your network functions even if management traffic is interrupted.



Reliable Connections Even with High-Density Clients

Equipped with enterprise chipsets, dedicated antennas, advanced RF functions, auto channel selection, and power adjustment, Omada Wi-Fi 6 and Wi-Fi 5 APs have high concurrency capacities for remarkable performance in high-density environments.



EAP Product Features

Easy-Mount Design

The Ceiling Mount EAP's elegant appearance and easy-mount design promote fast installation on any wall or ceiling surface, and allow it to blend in seamlessly with most interior decorating styles. The slimline, inconspicuous Wall Plate EAP can be easily installed into any standard EU/US wall junction box or 86 mm wall junction box.

PoE Power Supply

With IEEE 802.3af/at PoE or Passive PoE, you can use Ethernet cables to transfer both electrical power and network data, making deployment more flexible and removing the need to install additional power cabling.

Business-Class Hardware Design

Enterprise-class chipsets offer outstanding performance and support longer running time, higher client capacity and greater range. Dedicated high-power amplifiers, specialized antennas and professionally designed RF shields ensure excellent wireless performance.

Seamless Roaming¹

802.11k and 802.11v seamless roaming provide seamless switching to the access point with optimal signal when moving between APs.

Mesh²

Omada Mesh technology enables wireless connectivity between access points for extended range, making wireless deployments more flexible and convenient.

Increased Efficiency with OFDMA³

The Wi-Fi 6 standard uses OFDMA for more efficient channel use and reduced latency. Imagine your WiFi connection as a series of delivery trucks delivering data packets to your devices. With 802.11ac Wi-Fi, each delivery truck could only deliver one parcel to one device at a time. But with OFDMA, each truck can deliver multiple parcels to multiple devices simultaneously. This vast improvement in efficiency works for both uploads and downloads.

Advanced RF Management

MU-MIMO, Airtime Fairness, Beamforming, and Band Steering Technologies guarantee optimal RF performance for business-level applications.








Easy Centralized Management

Configure and monitor hundreds of Omada EAPs with ease using the Omada controller.





1. Only EAP660 HD, EAP620 HD, EAP265 HD, EAP245 V3, EAP225 V3, and EAP225-Outdoor support seamless roaming.
2. Only EAP265 HD, EAP245 V3, EAP225-Outdoor and EAP 225 v3 with specific firmware are available for Mesh.
3. Only EAP660 HD and EAP620 HD support OFDMA.

EAP Product List



Ceiling Mount AP

Picture							
Model	EAP660 HD	EAP620 HD	EAP265 HD	EAP245	EAP225	EAP115	EAP110
Product	AX3600 Wireless Dual-Band Multi-Gigabit Ceiling Mount Access Point	AX1800 Wireless Dual-Band Gigabit Ceiling Mount Access Point	AC1750 Wireless MU-MIMO Gigabit Ceiling Mount Access Point	AC1750 Wireless MU-MIMO Gigabit Ceiling Mount Access Point	AC1350 Wireless MU-MIMO Gigabit Ceiling Mount Access Point	300Mbps Wireless N Ceiling Mount Access Point	300Mbps Wireless N Ceiling Mount Access Point
Speed	2.4 GHz: 4*4 11ax, 1148 Mbps 5 GHz: 4*4 11ax, 2402 Mbps	2.4 GHz: 2*2 11ax, 574 Mbps 5 GHz: 2*2 11ax, 1201 Mbps	2.4 GHz: 450Mbps 5 GHz: 1300Mbps	2.4 GHz: 450Mbps 5 GHz: 1300Mbps	2.4 GHz: 450Mbps 5 GHz: 867Mbps	2.4 GHz: 300Mbps	2.4 GHz: 300Mbps
Ethernet Port	1 x 2.5Gbps Ethernet Port	1 x Gigabit Ethernet Port	2 x Gigabit Ethernet Port	2 x Gigabit Ethernet Port	1 x Gigabit Ethernet Port	1 x 10/100Mbps Ethernet Port	1 x 10/100Mbps Ethernet Port
Power Supply	802.3at PoE / 12V DC	802.3at PoE / 12V DC	802.3af PoE / 48 V Passive PoE	802.3af PoE / 48 V Passive PoE	802.3af PoE / 24V Passive PoE	802.3af PoE / External 9 V/0.6 A DC power supply	24V Passive PoE
Internal Antennas	2.4 GHz: 4 x 4 dBi 5 GHz: 4 x 5 dBi	2.4 GHz: 2 x 4 dBi 5 GHz: 2 x 5 dBi	2.4 GHz: 3 x 3.5 dBi 5 GHz: 3 x 4 dBi	2.4 GHz: 3 x 3.5 dBi 5 GHz: 3 x 4 dBi	2.4 GHz: 3 x 4 dBi 5 GHz: 2 x 5 dBi	2 x 4 dBi	2 x 4 dBi

Wall Plate AP

Picture				
Model	EAP235-Wall	EAP230-Wall	EAP225-Wall	EAP115-Wall
Product	Omada AC1200 Wireless MU-MIMO Gigabit Wall Plate Access Point	Omada AC1200 Wireless MU-MIMO Gigabit Wall-Plate Access Point	Omada AC1200 Wireless MU-MIMO Wall-Plate Access Point	300Mbps Wireless N Wall-Plate Access Point
Speed	2.4 GHz: 300 Mbps 5 GHz: 867 Mbps	2.4 GHz: 300 Mbps 5 GHz: 867 Mbps	2.4 GHz: 300 Mbps 5 GHz: 867 Mbps	2.4 GHz: 300 Mbps
Ethernet Port	4 x 10/100/1000 Mbps RJ45 Ports	2 x 10/100/1000 Mbps RJ45 Ports	4 x 10/100 Mbps RJ45 Ports	2 x 10/100 Mbps RJ45 Ports
Power Supply	802.3af/at PoE	802.3af/at PoE	802.3af/at PoE	802.3af PoE
Internal Antennas	2.4 GHz: 2 x 4 dBi 5 GHz: 2 x 4 dBi	2.4 GHz: 2 x 4 dBi 5 GHz: 2 x 3.6 dBi	2.4 GHz: 2 x 3 dBi 5 GHz: 2 x 4 dBi	2 x 1.8 dBi

Outdoor AP

Picture		
Model	EAP225-Outdoor	EAP110-Outdoor
Product	AC1200 Wireless MU-MIMO Gigabit Indoor/Outdoor Access Point	300Mbps Wireless N Outdoor Access Point
Speed	2.4 GHz: 300Mbps 5 GHz: 867Mbps	2.4 GHz: 300Mbps
Ethernet Port	1 Gigabit RJ45 Port	1 10/100Mbps RJ45 Port
Power Supply	802.3af PoE / 24V Passive PoE	24V Passive PoE
Internal Antennas	2 Dual-Band Omni Antennas (External Detachable) 2.4 GHz: 3 dBi; 5 GHz: 4 dBi	2 Omni Antennas (External Detachable) 2.4 GHz: 3 dBi

Specifications

Ceiling Mount 802.11ax AP

Model		EAP660 HD	EAP620 HD
Name		AX3600 Wireless Dual-Band Multi-Gigabit Ceiling Mount Access Point	AX1800 Wireless Dual-Band Gigabit Ceiling Mount Access Point
Main Design	LAN Interfaces	1 x 2.5Gbps Ethernet Port	1 x Gbps Ethernet Port
	Wi-Fi Standards	IEEE 802.11ax/ac/n/g/b/a	
	Maximum Data Rate	1148 Mbps (2.4 GHz) +2402 Mbps (5 GHz)	574 Mbps (2.4 GHz) +1201 Mbps (5 GHz)
	Concurrent Clients	1000+	1000+
	Antennas	2.4 GHz: 4 x 4 dBi 5 GHz: 4 x 5 dBi	2.4 GHz: 2 x 4 dBi 5 GHz: 2 x 5 dBi
	Transmit Power	CE: < 20 dBm (2.4 GHz, EIRP); < 23 dBm (5 GHz, EIRP) FCC: < 26 dBm (2.4 GHz); < 26 dBm (5 GHz)	CE: < 20 dBm (2.4 GHz, EIRP); < 23 dBm (5 GHz, EIRP) FCC: < 25 dBm (2.4 GHz); < 25 dBm (5 GHz)
Centralized Management	Omada Software Controller	•	
	Omada Hardware Controller	•	
	Omada APP	•	
Security	Captive Portal Authentication	•	
	Access Control	•	
	Maximum number of MAC Filter	4000	
	Wireless Isolation between Clients	•	
	VLAN	•	
	Rogue AP Detection	•	
	Wireless Encryption	WEP, WPA-Personal/Enterprise, WPA2-Personal/Enterprise, WPA3-Personal/Enterprise	
	802.1X Support	•	
Wireless Function	Multiple SSIDs	16 (8 on each band)	
	Enable/Disable Wireless Radio	•	
	Enable/Disable SSID Broadcast	•	
	Guest Network	•	
	Automatic Channel Assignment	•	
	Transmit Power Control	Adjust transmit Power on dBm	
	QoS (WMM)	•	
	Seamless Roaming	•	
	Mesh	-	
	Beamforming	•	
	MU-MIMO	•	
	Rate Limit	Based on SSID/Client	
	Load Balance	•	
	Airtime Fairness	•	
	Band Steering	•	
	RADIUS Accounting	•	
	MAC Authentication	•	
	Reboot Schedule	•	
	Wireless Schedule	•	
	Wireless Statistics	•	
Static IP/Dynamic IP	•		

Ceiling Mount 802.11ax AP

Model		EAP660 HD	EAP620 HD
Support Data Rates	802.11ax	8 Mbps to 2402 Mbps (MCS0-MCS11, NSS = 1 to 4 HE20/40/80)	8 Mbps to 1201 Mbps (MCS0-MCS11, NSS = 1 to 2 HE20/40/80)
	802.11ac	6.5 Mbps to 2166.7 Mbps (MCS0-MCS11, NSS = 1 to 4 VHT20/40/80)	6.5 Mbps to 1083.3 Mbps (MCS0-MCS11, NSS = 1 to 2 VHT20/40/80)
	802.11n	6.5 Mbps to 600 Mbps (MCS0-MCS31, HT20/40)	6.5 Mbps to 300 Mbps (MCS0-MCS15, HT20/40)
	802.11g	6, 9, 12, 18, 24, 36, 48, 54 Mbps	
	802.11b	1, 2, 5.5, 11 Mbps	
	802.11a	6, 9, 12, 18, 24, 36, 48, 54 Mbps	
Management	LED ON/OFF Control	•	
	Management MAC Access Control	•	
	Web-based Management	•	
	Telnet	•	
	SNMP	v1, v2c, v3	
	SSH	•	
	Restore & Backup	•	
	Firmware update via Web	•	
	NTP	•	
	System Log	•	
Email Alerts	•		
Physical & Environment	Power Supply	802.3at PoE or external 12V/2A DC power supply	802.3at PoE or external 12V/1A DC power supply
	Maximum Power Consumption	EU: 18.5 W (For PoE); 15 W (for DC) US: 22.5 W (For PoE); 18 W (for DC)	EU: 12.5 W (For PoE); 10 W (for DC) US: 14W (For PoE); 11.5 W (for DC)
	Reset	•	
	Mounting	Ceiling / Wall mouting (Kits included)	
Others	Certifications	CE, FCC, RoHS	
	Dimensions (W x D x H)	243 x 243 x 64 mm	
	Environment	Operating Temperature: 0 °C–40 °C (32 °F–104 °F); Storage Temperature: -40 °C–70 °C (-40 °F–158 °F); Operating Humidity: 10%–90% non-condensing; Storage Humidity: 5%–90% non-condensing;	

Ceiling Mount 802.11n/ac AP

Model		EAP265 HD	EAP245	EAP225	EAP115	EAP110
Name		AC1750 Wireless MU-MIMO Gigabit Ceiling Mount Access Point	AC1750 Wireless MU-MIMO Gigabit Ceiling Mount Access Point	AC1350 Wireless MU-MIMO Gigabit Ceiling Mount Access Point	300 Mbps Wireless N Access Point	300 Mbps Wireless N Access Point
Main Design	LAN Interfaces	2 10/100/1000 Mbps Ethernet Ports		1 10/100/1000 Mbps Ethernet Port	1 10/100 Mbps Ethernet Port	
	Wi-Fi Standards	IEEE 802.11a/b/g/n/ac			IEEE 802.11a/b/g/n	
	Maximum Data Rate	450 Mbps (2.4 GHz) + 1300 Mbps (5 GHz)		450 Mbps (2.4 GHz) + 876 Mbps (5 GHz)	300 Mbps (2.4 GHz)	
	Concurrent Clients	500+	220+	220+	100	
	Antennas	2.4G: 3 x 3.5 dBi 5GHz: 3 x 4 dBi	2.4 GHz: 3 x 3.5 dBi, 5 GHz: 3 x 4 dBi	2.4 GHz: 3 x 4 dBi, 5 GHz: 2 x 5 dBi	2 x 4 dBi	
	Transmit Power	CE: < 20 dBm (2.4 GHz, EIRP); < 23 dBm (5 GHz, EIRP) FCC: < 24 dBm (2.4 GHz); < 24 dBm (5 GHz)	CE: < 20 dBm (2.4 GHz, EIRP); < 28 dBm (5 GHz, EIRP) FCC: < 24 dBm (2.4 GHz); < 24 dBm (5 GHz)	CE: < 20 dBm (2.4 GHz, EIRP); < 27 dBm (5 GHz, EIRP) FCC: < 24 dBm (2.4 GHz); < 22 dBm (5 GHz)	CE: < 19 dBm (EIRP), FCC: < 21 dBm	
Centralized Management	Omada Software Controller	•				
	Omada Hardware Controller	•				
	Omada APP	•				
Security	Captive Portal Authentication	•				
	Access Control	•				
	Maximum number of MAC Filter	4000				
	Wireless Isolation between Clients	•				
	VLAN	•				
	Rogue AP Detection	•				
	Wireless Encryption	WEP, WPA-Personal/Enterprise, WPA2-Personal/Enterprise				
	802.1X Support	•				
	Wireless Function	Multiple SSIDs	16 (8 on each band)			8
Enable/Disable Wireless Radio		•				
Enable/Disable SSID Broadcast		•				
Guest Network		•				
Automatic Channel Assignment		•				
Transmit Power Control		Adjust transmit Power on dBm				
QoS (WMM)		•				
Seamless Roaming		•			-	
Mesh		•			-	
Beamforming		•			-	
MU-MIMO		•			-	
Rate Limit		Based on SSID/Client				
Load Balance		•				
Airtime Fairness		•			-	
Band Steering		•			-	
RADIUS Accounting		•				
MAC Authentication		•				
Reboot Schedule		•				
Wireless Schedule		•				
Wireless Statistics		•				
Static IP/Dynamic IP		•				

Ceiling Mount 802.11n/ac AP

Model		EAP265 HD	EAP245	EAP225	EAP115	EAP110
Support Data Rates	802.11ac	6.5 Mbps to 1300 Mbps (MCS0-MCS9, NSS = 1 to 3 VHT20/40/80)		6.5 Mbps to 867 Mbps (MCS0-MCS9, NSS = 1 to 2 VHT20/40/80)	-	
	802.11n	6.5 Mbps to 450 Mbps (MCS0-MCS23, HT20/40)			6.5 Mbps to 300 Mbps (MCS0-MCS15, HT20/40)	
	802.11g	6, 9, 12, 18, 24, 36, 48, 54 Mbps				
	802.11b	1, 2, 5.5, 11 Mbps				
	802.11a	6, 9, 12, 18, 24, 36, 48, 54 Mbps			-	
Management	LED ON/OFF Control	•				
	Management MAC Access Control	•				
	Web-based Management	•				
	Telnet	•				
	SNMP	v1, v2c				
	SSH	•				
	Restore & Backup	•				
	Firmware update via Web	•				
	NTP	•				
	System Log	•				
Email Alerts	•					
Physical & Environment	Power Supply	802.3af PoE or 48 V Passive PoE (+4,5 pins; -7,8 pins. PoE Adapter Included)	802.3af PoE or 48 V Passive PoE (+4,5 pins; -7,8 pins. PoE Adapter Included)	802.3af PoE or 24 V Passive PoE (+4,5 pins; -7,8 pins. PoE Adapter Included)	802.3af PoE or external 9 V/0.6 A DC power supply	24 V Passive PoE (+4,5 pins; -7,8 pins. PoE Adapter Included)
	Maximum Power Consumption	10.36 W	12.3 W	12.6 W	3.1 W	2.8 W
	Reset	•				
	Mounting	Ceiling/Wall mounting (Kits included)				
Others	Certifications	CE, FCC, RoHS				
	Dimensions (W x D x H)	205.4 x 181.6 x 37.4 mm			189.4 x 172.3 x 29.5 mm	
	Environment	Operating Temperature: 0 °C–40 °C (32 °F–104 °F) Storage Temperature: -40 °C–70 °C (-40 °F–158 °F) Operating Humidity: 10%–90% non-condensing Storage Humidity: 5%–90% non-condensing				

Wall Plate AP

Model		EAP235-Wall	EAP230-Wall	EAP225-Wall	EAP115-Wall
Name		AC1200 Wireless MU-MIMO Gigabit Wall Plate Access Point	AC1200 Wireless MU-MIMO Gigabit Wall Plate Access Point	AC1200 Wireless MU-MIMO Wall Plate Access Point	300 Mbps Wireless N Wall Plate Access Point
Main Design	LAN Interfaces	Uplink: 1 10/100/1000 Mbps Ethernet Port Downlink: 3 10/100/1000 Mbps Ethernet Ports (one supports PoE Out)	Uplink: 1 10/100/1000 Mbps Ethernet Port Downlink: 1 10/100/1000 Mbps Ethernet Port	Uplink: 1 10/100 Mbps Ethernet Port Downlink: 3 10/100 Mbps Ethernet Ports (one supports PoE Out)	Uplink: 1 10/100 Mbps Ethernet Port Downlink: 1 10/100 Mbps Ethernet Port
	Wi-Fi Standards	IEEE 802.11a/b/g/n/ac			IEEE 802.11a/b/g/n
	Maximum Data Rate	300 Mbps (2.4 GHz) + 867 Mbps (5 GHz)			300 Mbps (2.4 GHz)
	Concurrent Clients	200	200	200	100
	Antennas	2.4 GHz: 2 x 4 dBi 5 GHz: 2 x 4 dBi	2.4 GHz: 2 x 4 dBi 5 GHz: 2 x 3.6 dBi	2.4 GHz: 2 x 3 dBi 5 GHz: 2 x 4 dBi	2 x 1.8 dBi
	Transmit Power	FCC: < 21 dBm (2.4 GHz); < 21 dBm (5 GHz)	CE: < 20 dBm (2.4 GHz, EIRP); < 23 dBm (5 GHz, EIRP)	CE: < 20 dBm (2.4 GHz, EIRP); < 23 dBm (5 GHz, EIRP) FCC: < 21 dBm (2.4 GHz); < 21 dBm (5 GHz)	CE: < 20 dBm
Centralized Management	Omada Software Controller	•			
	Omada Hardware Controller	•			
	Omada APP	•			
Security	Captive Portal Authentication	•			
	Access Control	•			
	Maximum number of MAC Filter	4000			
	Wireless Isolation between Clients	•			
	VLAN	•			
	Rogue AP Detection	•			
	Wireless Encryption	WEP, WPA-Personal/Enterprise, WPA2-Personal/Enterprise			
	802.1X Support	•			
Wireless Function	Multiple SSIDs	16 (8 on each band)			8
	Enable/Disable Wireless Radio	•			
	Enable/Disable SSID Broadcast	•			
	Guest Network	•			
	Automatic Channel Assignment	•			
	Transmit Power Control	Adjust transmit Power on dBm			
	QoS (WMM)	•			
	Seamless Roaming	-			
	Mesh	-			
	Beamforming	•			-
	MU-MIMO	•			-
	Rate Limit	Based on SSID/Client			
	Load Balance	•			
	Airtime Fairness	-			
	Band Steering	•			-
	RADIUS Accounting	•			
	MAC Authentication	•			
	Reboot Schedule	•			
	Wireless Schedule	•			
	Wireless Statistics	•			
Static IP/Dynamic IP	•				

Wall Plate AP

Model		EAP235-Wall	EAP230-Wall	EAP225-Wall	EAP115-Wall
Support Data Rates	802.11ac	6.5 Mbps to 867 Mbps (MCS0-MCS9, NSS = 1 to 2 VHT20/40/80)			-
	802.11n	6.5 Mbps to 300 Mbps (MCS0-MCS15, HT20/40)			
	802.11g	6, 9, 12, 18, 24, 36, 48, 54 Mbps			
	802.11b	1, 2, 5.5, 11 Mbps			
	802.11a	6, 9, 12, 18, 24, 36, 48, 54 Mbps			-
Management	LED ON/OFF Control	•			
	Management MAC Access Control	•			
	Web-based Management	•			
	Telnet	•			
	SNMP	v1, v2c			
	SSH	•			
	Restore & Backup	•			
	Firmware update via Web	•			
	NTP	•			
	System Log	•			
Email Alerts	•				
Physical & Environment	Power Supply	802.3af/at PoE			802.3af PoE
	Maximum Power Consumption	9.8 W (Without PoE Out)	7 W	9.8 W (Without PoE Out)	2.8 W
	Reset	•			
	Mounting	Wall Plate Mounting (Kits included)			
Others	Certifications	FCC, RoHS	CE, RoHS	CE, FCC, RoHS	CE, RoHS
	Dimensions (W x D x H)	143 x 86 x 20 mm	86.8 x 86.8 x 30.2 mm	143 x 86 x 20 mm	86.8 x 86.8 x 30.2 mm
	Environment	Operating Temperature: 0 °C–40 °C (32 °F–104 °F); Storage Temperature: -40 °C–70 °C (-40 °F–158 °F); Operating Humidity: 10%–90% non-condensing; Storage Humidity: 5%–90% non-condensing;			

Outdoor AP

Model		EAP225-Outdoor	EAP110-Outdoor
Name		AC1200 Wireless MU-MIMO Gigabit Indoor/Outdoor Access Point	300 Mbps Wireless N Outdoor Access Point
Main Design	LAN Interfaces	1 10/100/1000 Mbps Ethernet Port	1 10/100 Mbps Ethernet Port
	Wi-Fi Standards	IEEE 802.11b/g/n/ac	IEEE 802.11b/g/n
	Maximum Data Rate	300 Mbps (2.4 GHz) + 867 Mbps (5 GHz)	300 Mbps (2.4 GHz)
	Concurrent Clients	220+	100
	Antennas	2 Dual-Band Omni Antennas (External Detachable) 2.4 GHz: 3 dBi; 5 GHz: 4 dBi	2 Omni Antennas (External Detachable) 2.4 GHz: 3 dBi
	Transmit Power	CE: < 20 dBm (2.4 GHz, EIRP), < 27 dBm (5 GHz, EIRP); FCC: < 23 dBm (2.4 GHz), < 22 dBm (5 GHz)	CE: < 20 dBm (EIRP), FCC: < 22 dBm
Centralized Management	Omada Software Controller	•	
	Omada Hardware Controller	•	
	Omada APP	•	
Security	Captive Portal Authentication	•	
	Access Control	•	
	Maximum number of MAC Filter	4000	
	Wireless Isolation between Clients	•	
	VLAN	•	
	Rogue AP Detection	•	
	Wireless Encryption	WEP, WPA-Personal/Enterprise, WPA2-Personal/Enterprise	
	802.1X Support	•	
Wireless Function	Multiple SSIDs	16 (8 for each band)	8
	Enable/Disable Wireless Radio	•	
	Enable/Disable SSID Broadcast	•	
	Guest Network	•	
	Automatic Channel Assignment	•	
	Transmit Power Control	Adjust transmit Power on dBm	
	QoS (WMM)	•	
	Seamless Roaming	•	-
	Mesh	•	-
	Beamforming	•	-
	MU-MIMO	•	-
	Rate Limit	Based on SSID/Client	
	Load Balance	•	
	Airtime Fairness	•	-
	Band Steering	•	-
	RADIUS Accounting	•	
	MAC Authentication	•	
	Reboot Schedule	•	
	Wireless Schedule	•	
	Wireless Statistics	•	
Static IP/Dynamic IP	•		
Support Data Rates	802.11ac	6.5 Mbps to 867 Mbps (MCS0-MCS9, NSS=1 to 2 VHT20/40/80)	-
	802.11n	6.5 Mbps to 300 Mbps (MCS0-MCS15, HT20/40)	
	802.11g	6, 9, 12, 18, 24, 36, 48, 54 Mbps	
	802.11b	1, 2, 5.5, 11 Mbps	
	802.11a	6, 9, 12, 18, 24, 36, 48, 54 Mbps	-

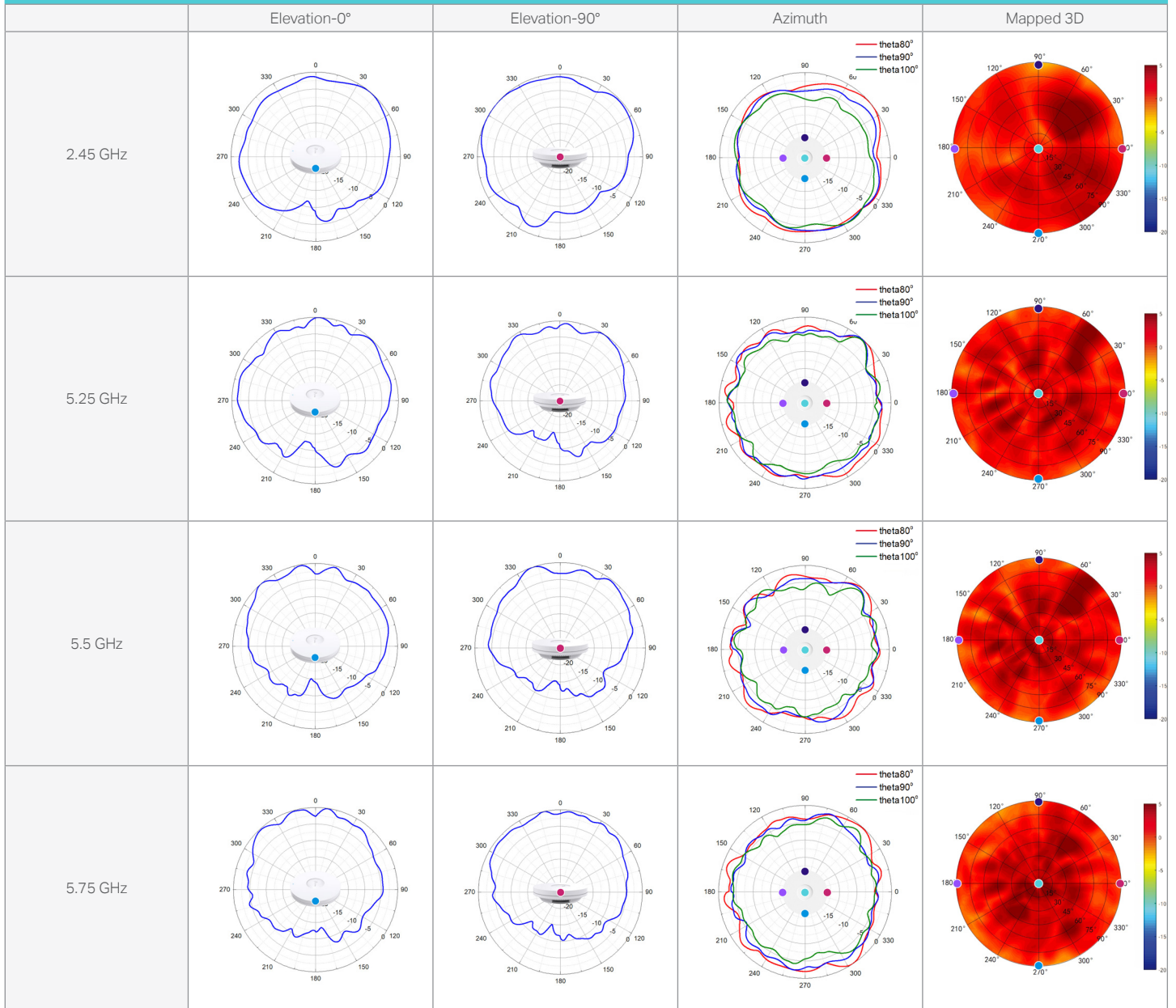
Outdoor AP

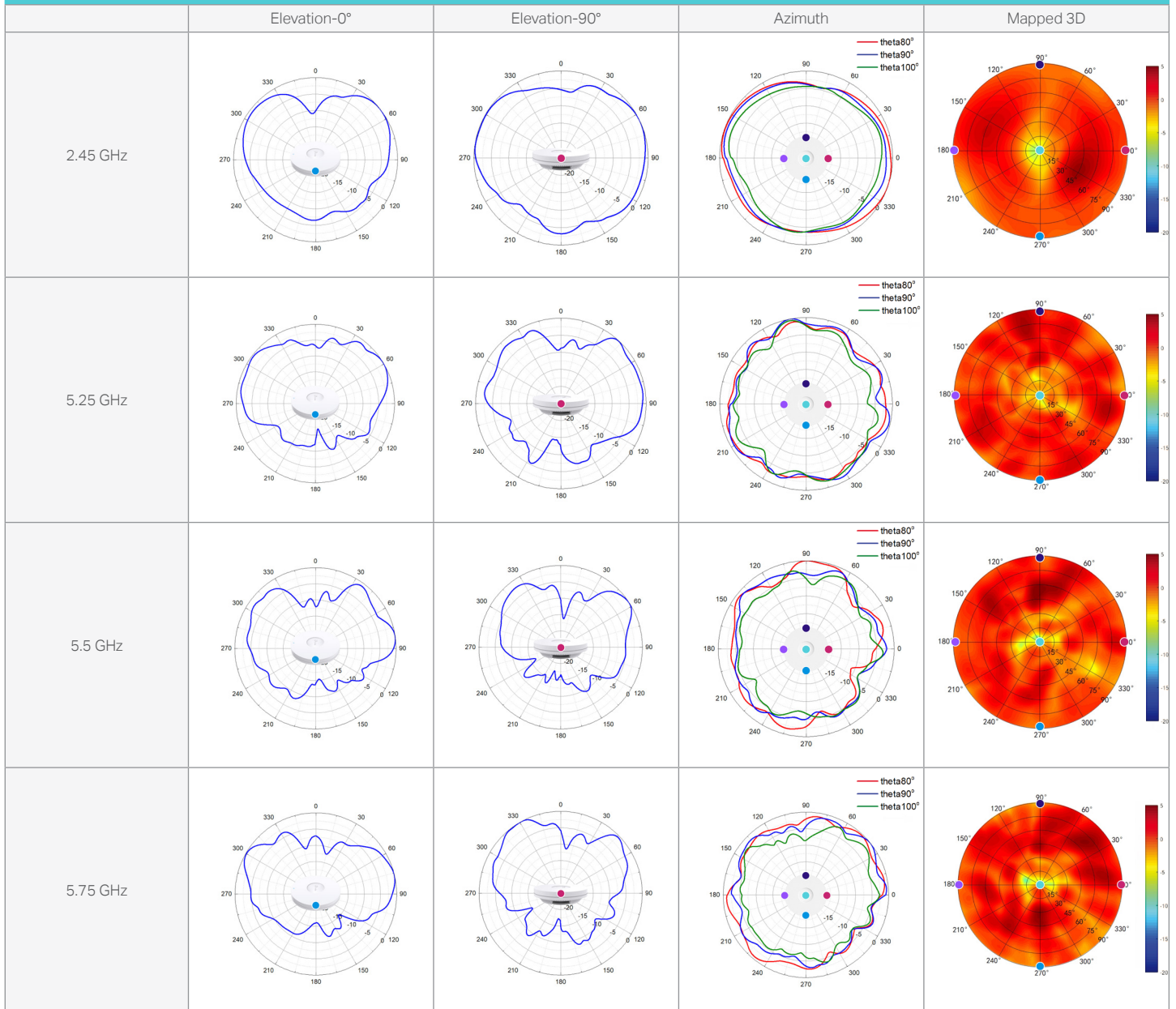
Model		EAP225-Outdoor	EAP110-Outdoor
Management	LED ON/OFF Control	•	
	Management MAC Access Control	•	
	Web-based Management	•	
	Telnet	•	
	SNMP	v1, v2c	
	SSH	•	
	Restore & Backup	•	
	Firmware update via Web	•	
	NTP	•	
	System Log	•	
	Email Alerts	•	
Physical & Environment	Power Supply	802.3af PoE or 24 V Passive PoE (+4,5 pins; -7,8 pins. PoE Adapter Included)	24 V Passive PoE (+4,5 pins; -7,8 pins. PoE Adapter Included)
	Maximum Power Consumption	10.5W	3.1 W
	Reset	•	
	Mounting	Pole/Wall mouting (Kits included)	
Others	Certifications	CE, FCC, RoHS	
	Dimensions (W x D x H)	214.9 x 46 x 26.7 mm	216 x 46 x 27 mm
	Environment	Operating Temperature: -30 °C–70 °C (-22 °F–158 °F); Storage Temperature: -40 °C–70 °C (-40 °F–158 °F); Operating Humidity: 10%–90% non-condensing; Storage Humidity: 5%–90% non-condensing;	Operating Temperature: -30 °C–65 °C (-22 °F–149 °F); Storage Temperature: -40 °C–70 °C (-40 °F–158 °F); Operating Humidity: 10%–90% non-condensing; Storage Humidity: 5%–90% non-condensing;

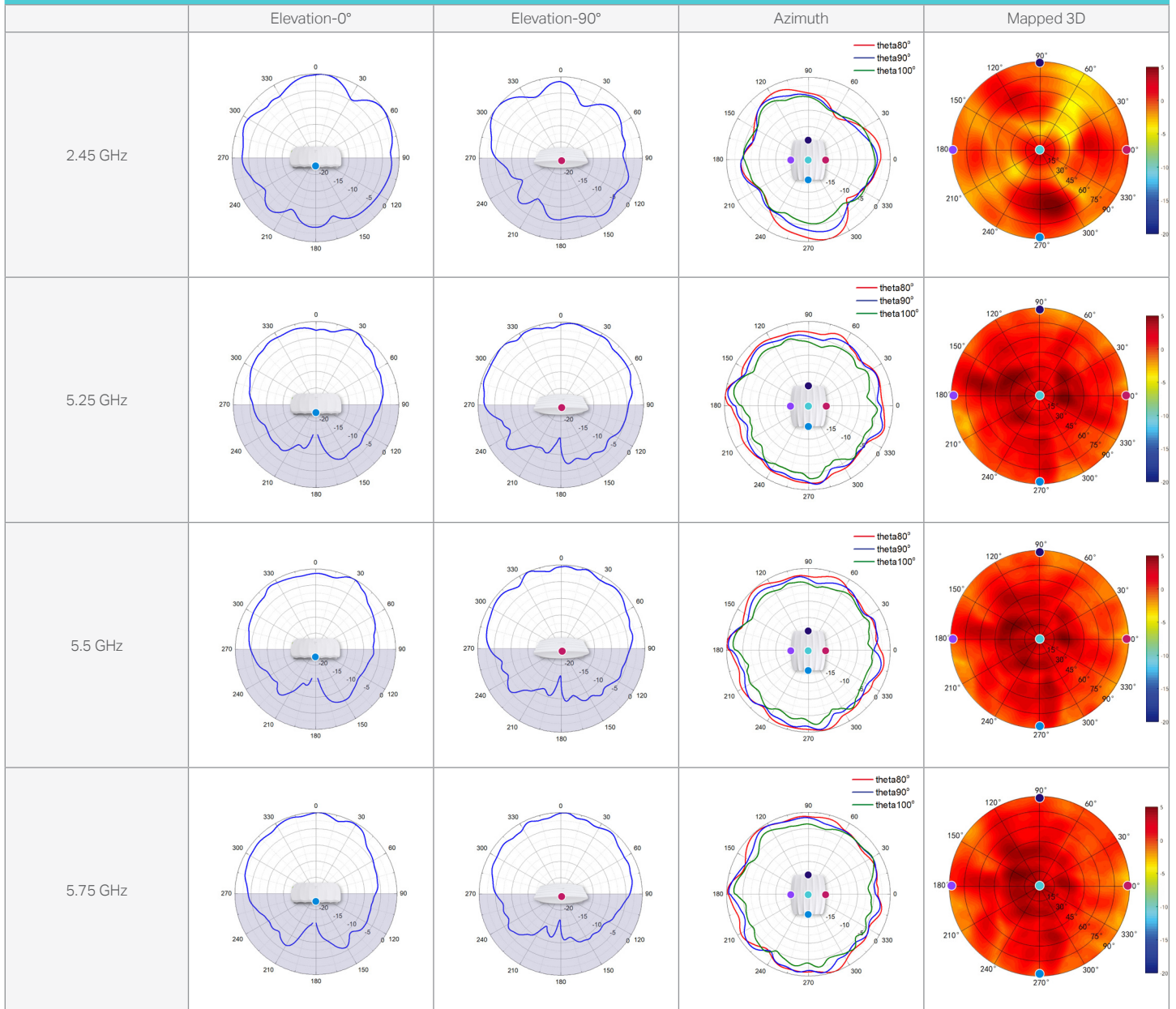
Antenna Radiation Patterns

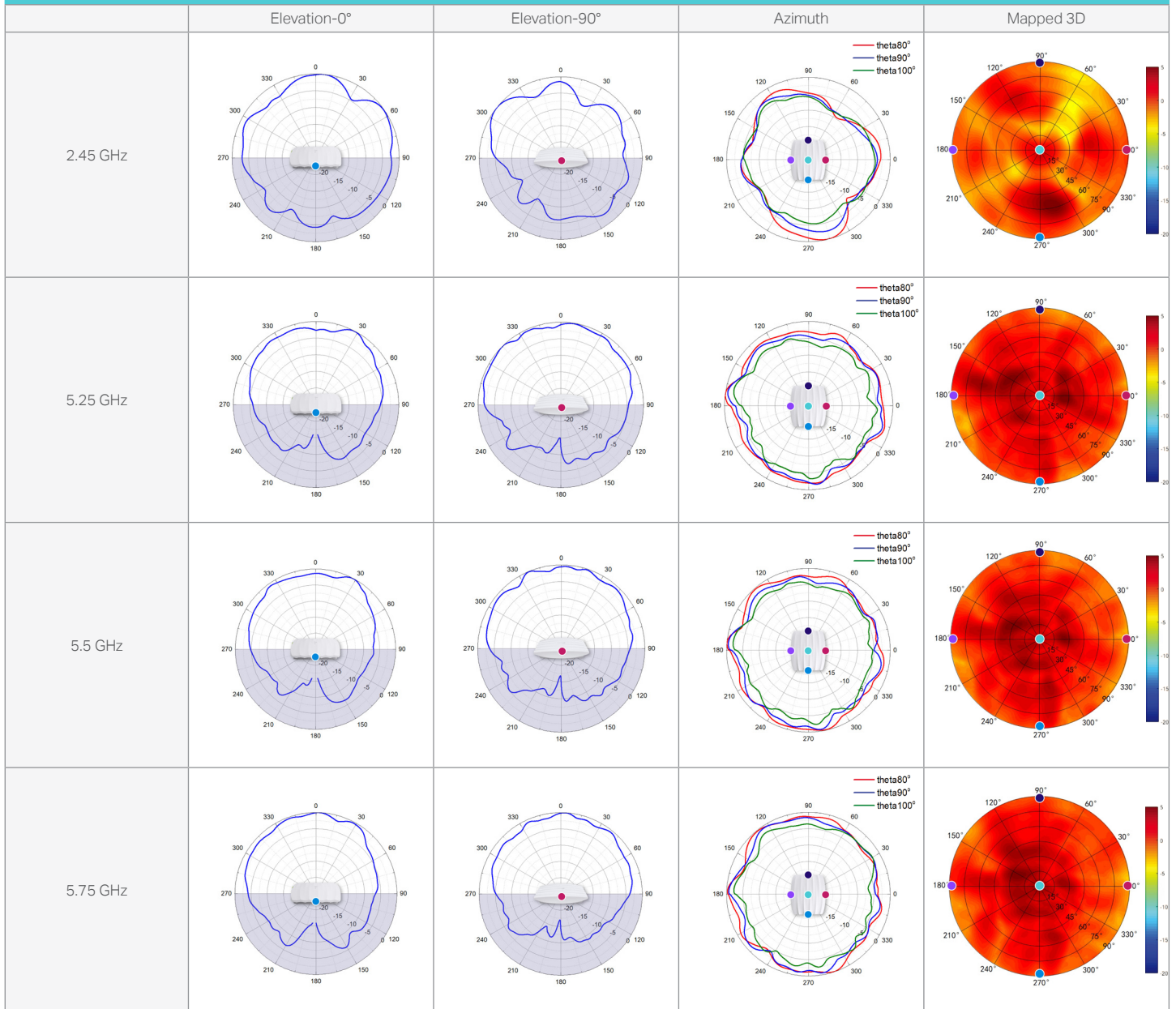
Ceiling Mount AP

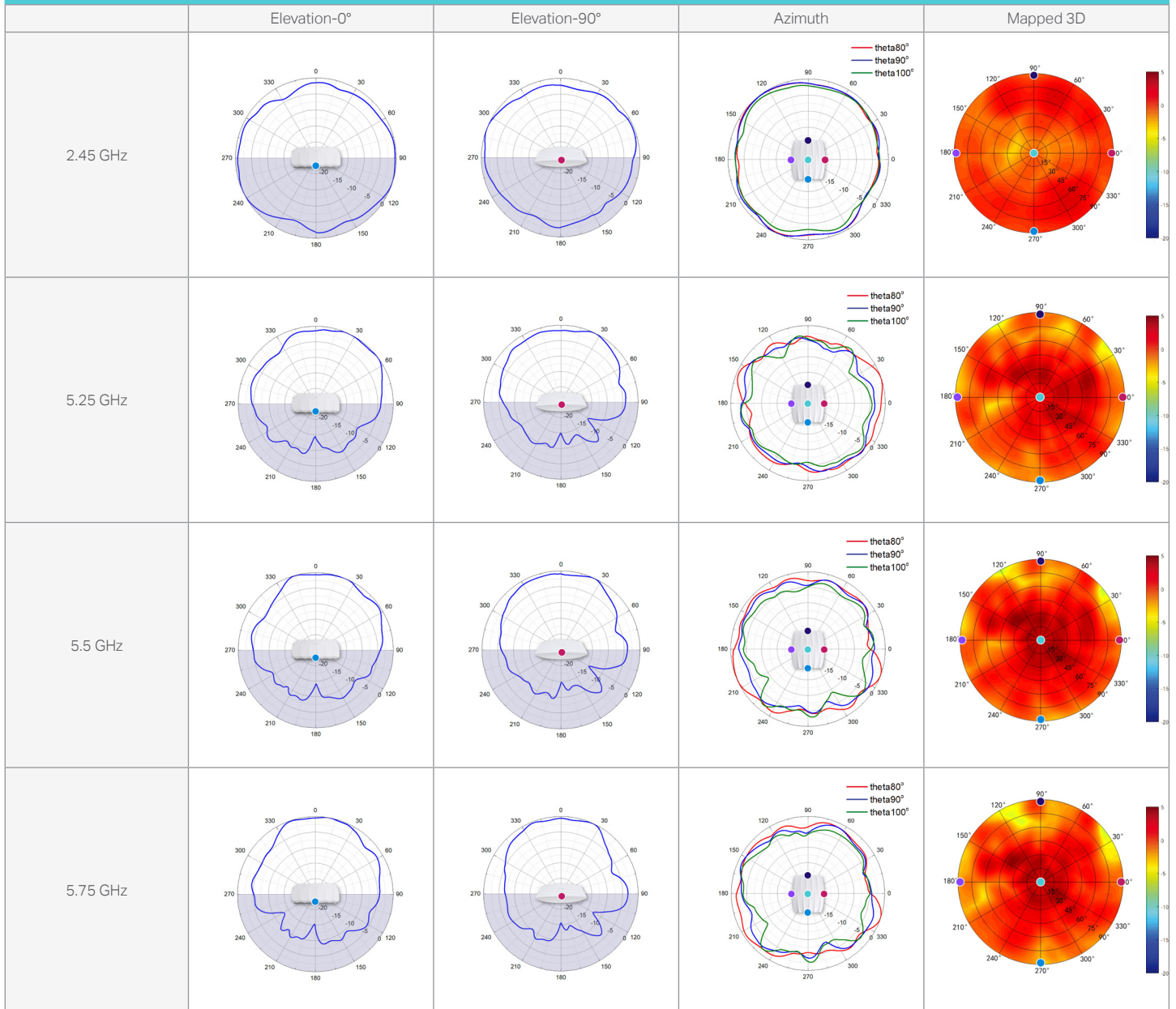
EAP660 HD





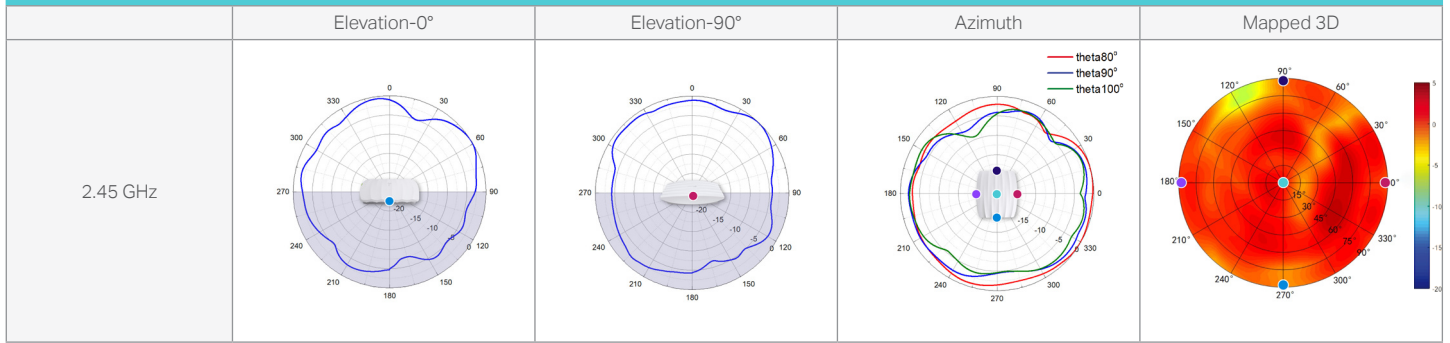






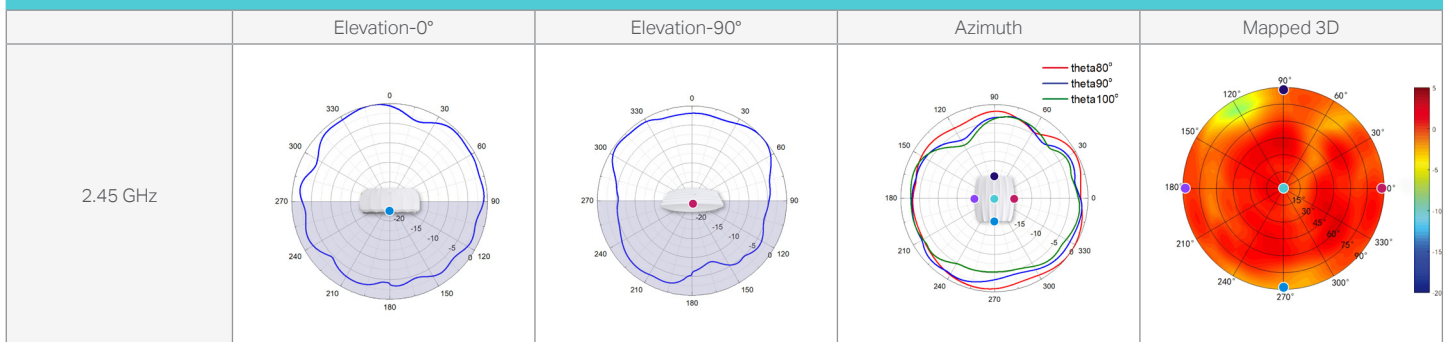
Ceiling Mount AP

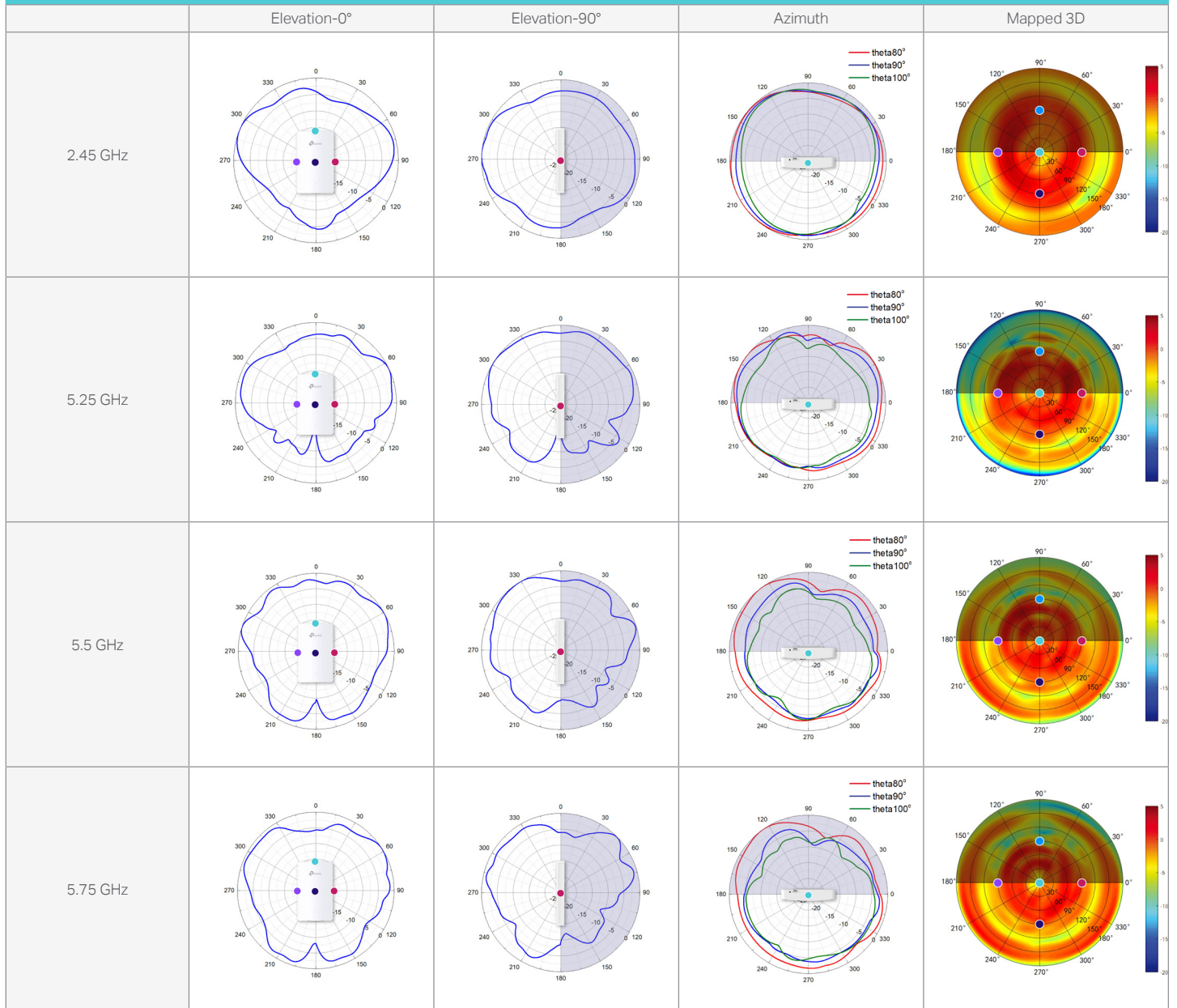
EAP115

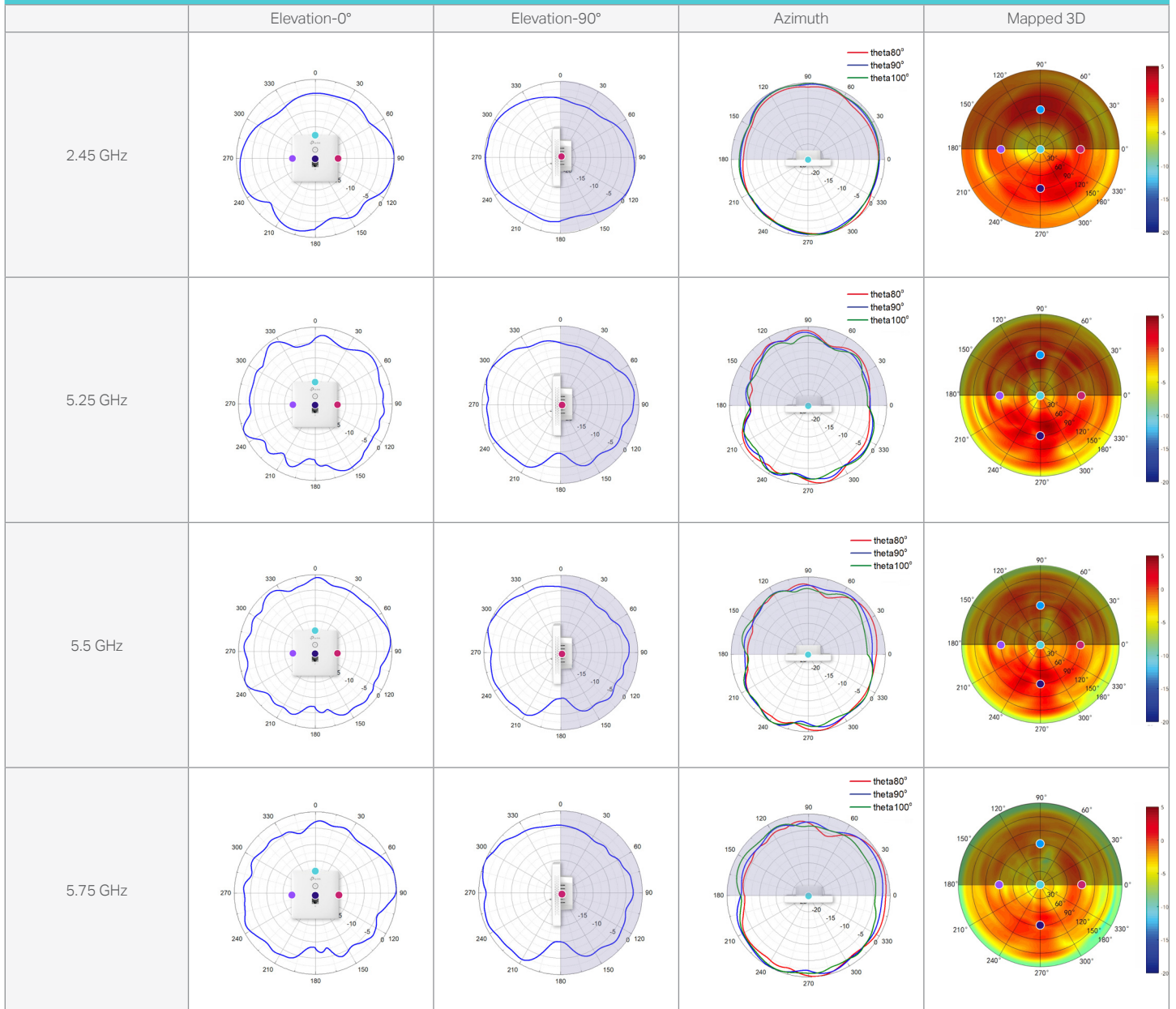


Ceiling Mount AP

EAP110

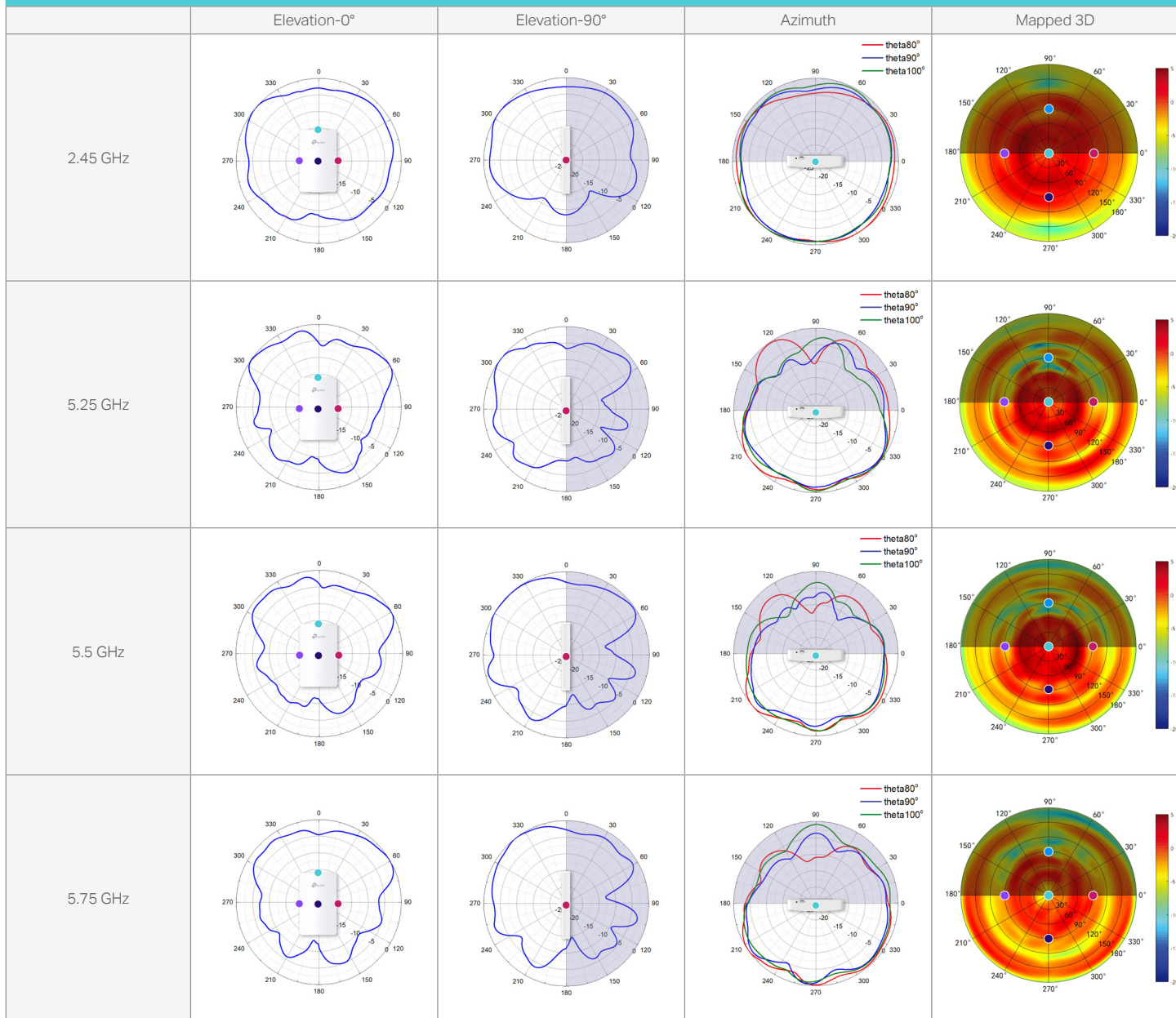






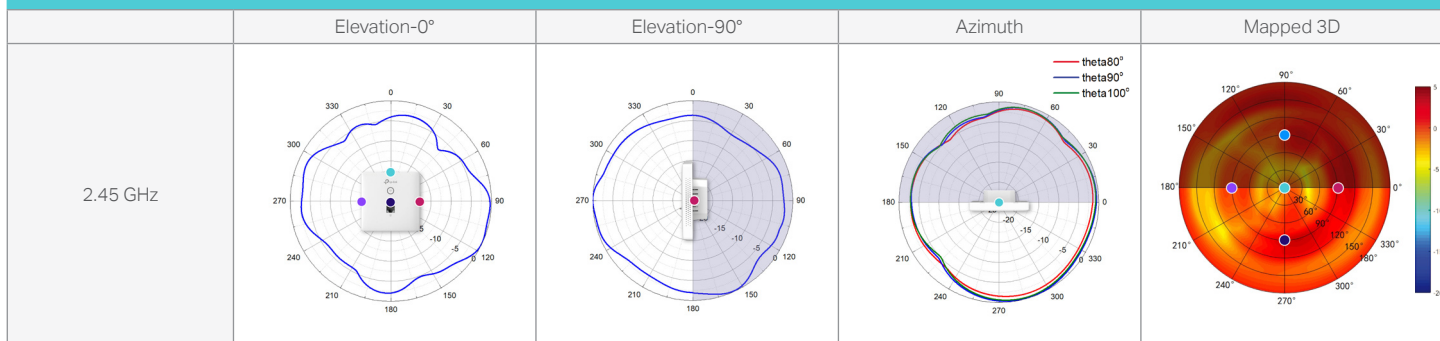
Wall Plate AP

EAP225-wall



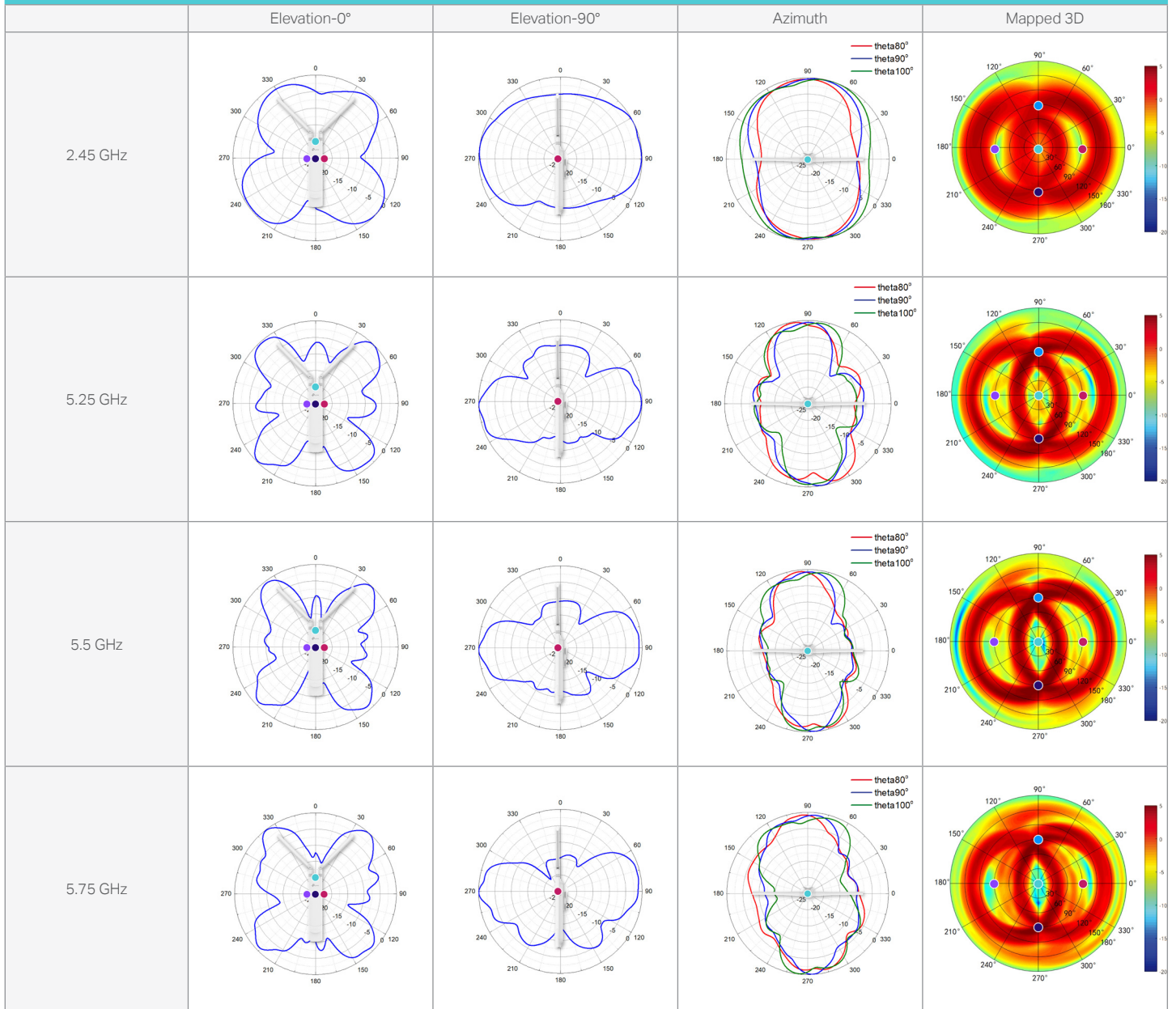
Wall Plate AP

EAP115-wall



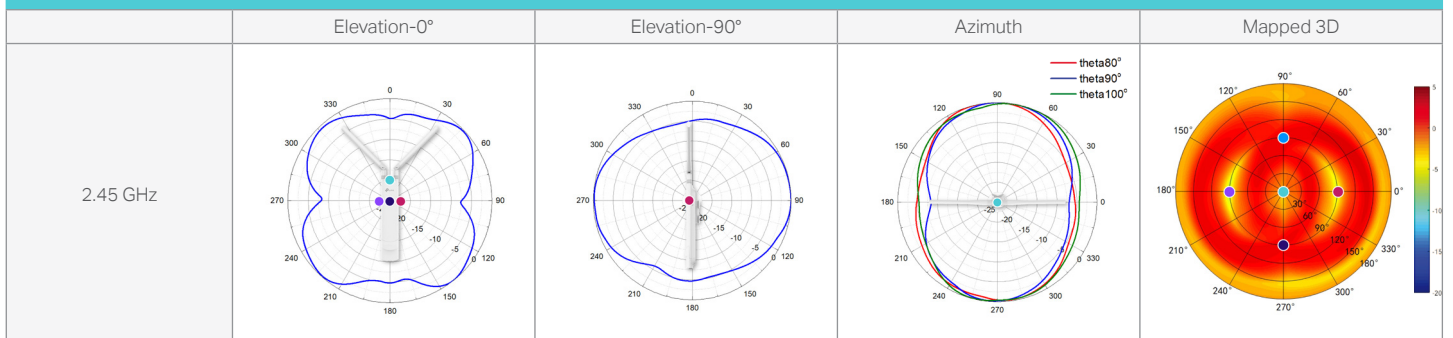
Outdoor AP

EAP225-outdoor



Outdoor AP

EAP110-outdoor



Disclaimers

Wireless Speed, Range and Concurrent Devices Disclaimer

Maximum wireless transmission rates are the physical rates derived from IEEE Standard 802.11 specifications. Range and coverage specifications along with the number of connected devices were defined according to test results under normal usage conditions. Actual wireless transmission rate, wireless coverage, and concurrent devices are not guaranteed, and will vary as a result of 1) environmental factors, including building materials, physical objects and obstacles, 2) network conditions, including local interference, volume and density of traffic, product location, network complexity, and network overhead and 3) client limitations, including rated performance, location, connection quality, and client condition.

MU-MIMO Disclaimer

(for EAP265 HD / EAP245 / EAP225 / EAP225-Outdoor / EAP235-Wall / EAP230-Wall / EAP225-Wall)
MU-MIMO capability requires client devices that also support MU-MIMO.

Seamless Roaming Disclaimer

(for EAP265 HD / EAP245 / EAP225 / EAP225-Outdoor)
Seamless roaming requires both the access point and client devices to support 802.11k and 802.11v protocols.

Lightning and Electro-Static Discharge Protection Disclaimer

(for EAP225-Outdoor / EAP110-Outdoor)
Protection against lightning and electro-static discharge may be achieved through proper product setup, grounding and cable shielding. Refer to the instruction manual and consult an IT professional to assist with setting up this product.

PoE Disclaimer

PoE budget calculations are based on laboratory testing. Actual PoE power budget is not guaranteed and will vary as a result of client limitations and environmental factors.

Some models featured in this guide may be unavailable in your country or region. Visit TP-Link website for local sales information: www.tp-link.com. Specifications are subject to change without notice.

© 2020 TP-Link